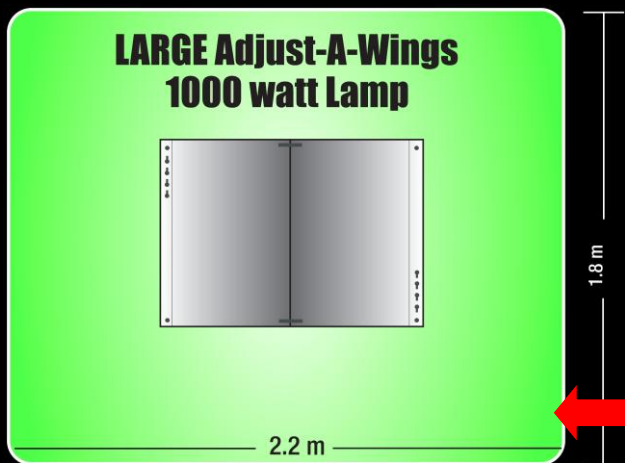


# Adjust-A-Wings®

## "LAYOUT TIPS"

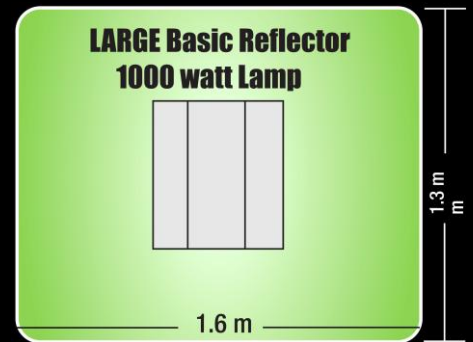


**Unbeatable Performance - Unmatched Productivity**  
**Adjustable Double Parabolic Reflector**

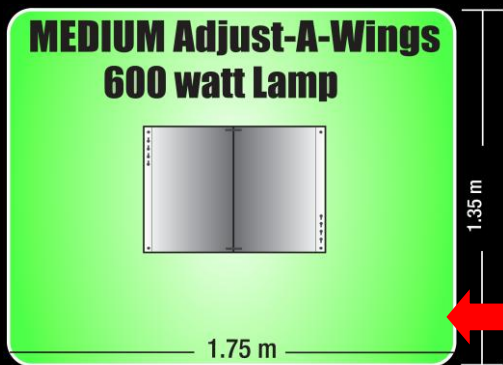


AREA = 3.89 m<sup>2</sup>

**85% Larger Growing Area**  
**43% Saving In Electricity -**  
**43% Less Heat**  
**Yield UP to 2kg dry herbs**

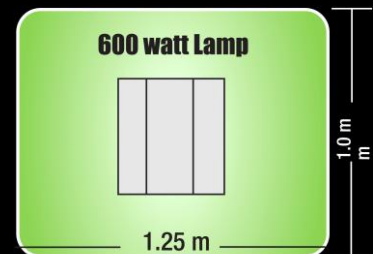


AREA = 2.08 m<sup>2</sup>

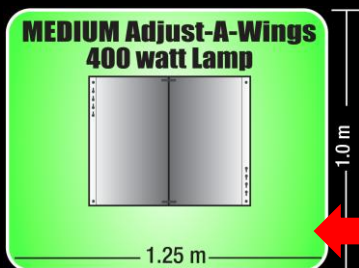


AREA = 2.36 m<sup>2</sup>

**88% Larger Growing Area**  
**44% Saving in Electricity**  
**44% Less Heat**  
**Yield UP to 1kg dry herbs**

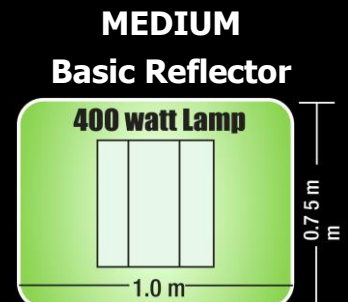


AREA = 1.25 m<sup>2</sup>



AREA = 1.25 m<sup>2</sup>

**65% Larger Growing Area**  
**33% Saving in Electricity**  
**33% Less Heat**  
**Yield UP to 550gm dry herbs**



AREA = 0.75 m<sup>2</sup>

**INCREASE YIELD! \* REDUCE HEAT! \* SAVE POWER!**



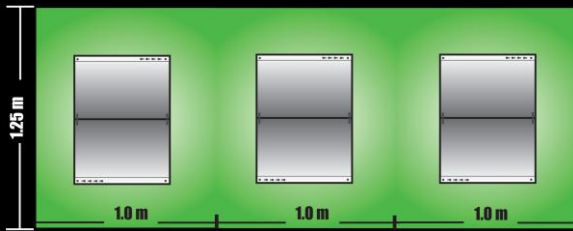
[www.super-spreader.com](http://www.super-spreader.com)



Engineering Excellence Awards 2000  
 (Finalist)

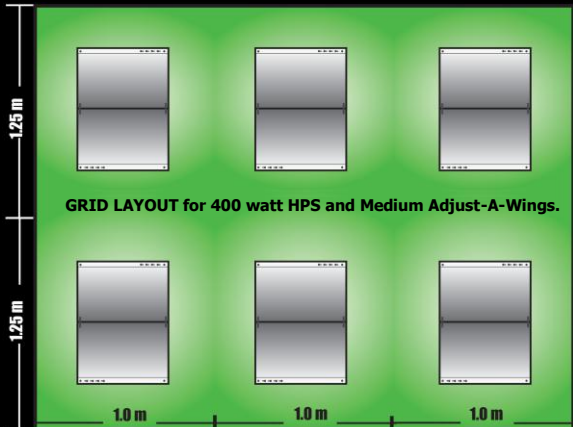
**The dimensions shown below are maximum sizes. They may be reduced by up to 20%, but no more!!**  
 (E.g. Do not use grow areas smaller than 1.8m x 1.2m with Large Wings + 1000 watt. No smaller than 1.4m x 1m for 600 watt)

**SUGGESTED LAYOUT for 400 Watt HPS LAMPS**  
 (Using Medium Adjust-A-Wings reflectors)



- Yields of 1.5 kg can be achieved using this setup !!
- Your grow room should be enclosed within 4 reflective walls produce best yields.

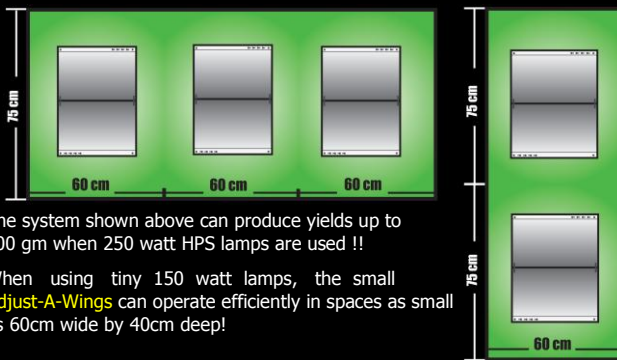
**Also, to get yields as high as quoted, the use of SUPER SPREADERS would be necessary !!**



- This system should produce up to 3 kg if set up and operated efficiently !!
- Two inflow fans at floor level would supply ample fresh air for a room set out as shown above. Two ceiling fans would be ample to expel heat & stale air.

**Two oscillating fans for air movement would be an advantage!**

**SUGGESTED LAYOUT for 150-250 Watt MH/HPS LAMPS**  
 (Using Small Adjust-A-Wings Reflectors)



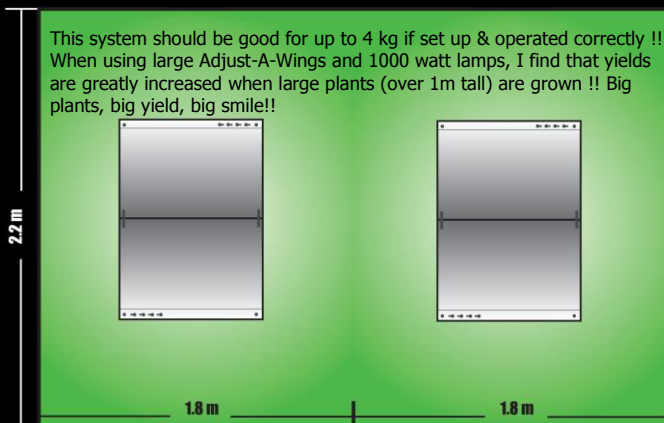
- The system shown above can produce yields up to 600 gm when 250 watt HPS lamps are used !!
- When using tiny 150 watt lamps, the small Adjust-A-Wings can operate efficiently in spaces as small as 60cm wide by 40cm deep!

**TRY THIS IDEA!**

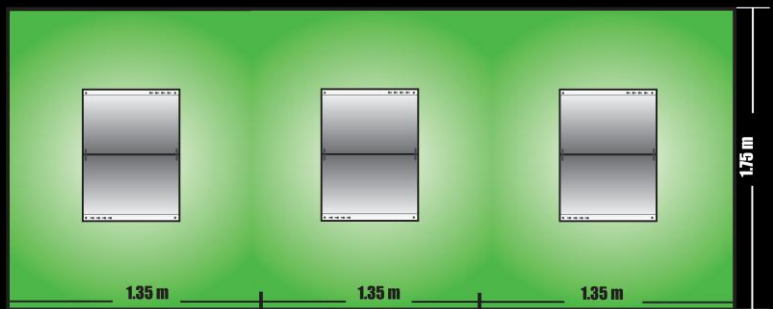
- Lighting systems designed exactly as set out above work beautifully to advance pre-struck cuttings to approx 12 inches (30cm) in height. These advanced cuttings (numbering b/w 12 & 20) are then placed in a flowering room with 2 large Adjust-A-Wings fitted with 1000 watt HPS lamps, exactly as shown below.

- Twin 1000 watt rooms supported by twin 250 watt rooms are capable of producing up to 4kg every 8 to 9 weeks for a power draw of only 2500 watts !!! 250 watt halides seem best for advancing cuttings. The 1000W lamps are used for flowering only, so they run for 12 hrs. per day (never 18 hrs.) Which again saves power bigtime!!!

**Use SUPER-SPREADERS in large room !!!**



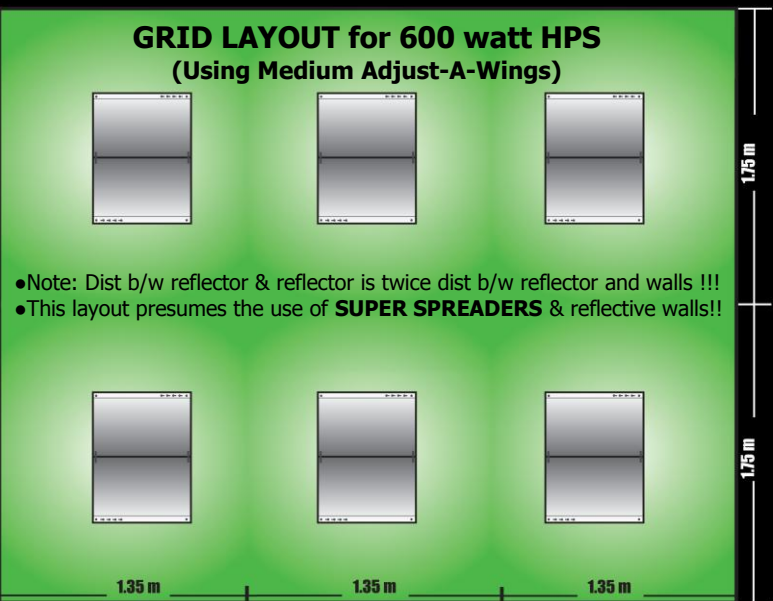
**SUGGESTED LAYOUT for 600 Watt HPS LAMPS**  
 (Using Medium Adjust-A-Wings reflectors)



- Yields of up to 3 kg can be achieved using the layout plan shown above!! That is massive considering the low power consumption.

- Again we must repeat, use REFLECTIVE WALLS & SUPER SPREADERS !!! No, the walls will not make the room too hot ! Adjust-A-Wings are 'the coolest' and Super spreaders are 'super cool' !! The wattage is very low for the size of the enclosure, so just supply adequate ventilation and you're away !!!

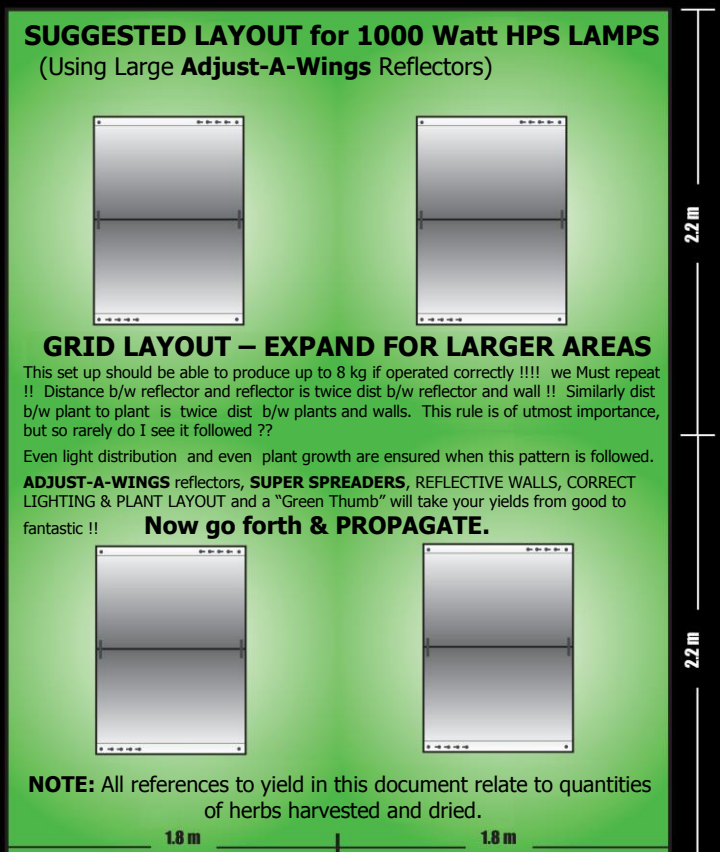
**GRID LAYOUT for 600 watt HPS**  
 (Using Medium Adjust-A-Wings)



- Note: Dist b/w reflector & reflector is twice dist b/w reflector and walls !!!
- This layout presumes the use of SUPER SPREADERS & reflective walls!!!

- This system can produce up to 6 kg if set up and operated efficiently !!! Note: such high yields will never be achieved if the plant strain is not robust, or is grown in a climate/latitude that does not suit !

**SUGGESTED LAYOUT for 1000 Watt HPS LAMPS**  
 (Using Large Adjust-A-Wings Reflectors)



**GRID LAYOUT – EXPAND FOR LARGER AREAS**

This set up should be able to produce up to 8 kg if operated correctly !!!! we Must repeat !! Distance b/w reflector and reflector is twice dist b/w reflector and wall !! Similarly dist b/w plant to plant is twice dist b/w plants and walls. This rule is of utmost importance, but so rarely do I see it followed ??

Even light distribution and even plant growth are ensured when this pattern is followed.

**ADJUST-A-WINGS** reflectors, **SUPER SPREADERS**, **REFLECTIVE WALLS**, **CORRECT LIGHTING & PLANT LAYOUT** and a "Green Thumb" will take your yields from good to fantastic !!

**Now go forth & PROPAGATE.**

**NOTE:** All references to yield in this document relate to quantities of herbs harvested and dried.



Deutschland:	<a href="https://www.growland.net"><u>https://www.growland.net</u></a>
Europe:	<a href="https://www.growland.biz"><u>https://www.growland.biz</u></a>
France:	<a href="https://www.growland.fr"><u>https://www.growland.fr</u></a>
España:	<a href="https://www.growland.es"><u>https://www.growland.es</u></a>
Österreich:	<a href="https://www.growland.at"><u>https://www.growland.at</u></a>
Nederland:	<a href="https://www.growland.nl"><u>https://www.growland.nl</u></a>
Italia:	<a href="https://www.growland.it"><u>https://www.growland.it</u></a>
United Kingdom:	<a href="https://www.growland.co.uk"><u>https://www.growland.co.uk</u></a>