








This schedule is recommended as a general guideline for product usage.
Take local biotic and abiotic conditions into account when using this schedule.



	ROOTING PHASE	GROWTH PHASE	EARLY BLOOM PHASE	BLOOM PHASE	RIPENING PHASE
 PPP SOIL	0,6 - 0,7 gr	0,7 - 0,8 gr	0,8 - 0,9 gr	0,9 - 1 gr	1 - 1,1 gr
 ROOT STIMULATOR	0,5 - 1 ml/L	---	---	---	---
 SOIL BOOSTER UNI	---	0,1 - 0,5 ml/L	0,1 - 0,5 ml/L	---	---
 BLOOM STIMULATOR	---	---	0,5 - 1 ml/L	0,5 - 1 ml/L	0,5 - 1 ml/L
 BLOSSOM BUILDER LIQUID	---	---	0,25 - 0,5 ml/L	0,25 - 0,5 ml/L	0,25 - 0,5 ml/L
 SILIC BOOST	0,1 ml/L	0,1 ml/L	0,1 ml/L	0,1 ml/L	0,1 ml/L
 ATA ATAZYME	---	1 - 3 ml/L	1 - 3 ml/L	1 - 3 ml/L	1 - 3 ml/L